

VIRTUAL CLASS ROOM

MANAGEMENT SYSTEM

Major Project Report

PRESENTED BY

TRISA LAYEK

Registration number: 151170510056 of 2015-16

Roll Number: 11701015055

Under the supervision of

Bollu Vijay Kumar

Director, BRAIN O VISION



**At RCC Institute of Information Technology affiliated to Maulana Abul Kalam
Azad University of Technology**

Canal South Road, Beliaghata, Kolkata-700015 May 2018

ACKNOWLEDGEMENT

I express my sincere gratitude to Prof. Ranjan Jana of Department of Computer Application RCCIIT and Dr. Bollu Vijay Kumar of Brain O Vision for extending their valuable times for me to take up this problem as a project. Last but not the least I would like my gratitude to Prof. Arup Kumar Bhattacharjee (H.O.D, Dept of MCA) who helped me in his way whenever needed.

Signature of the student

Trisa Layek

Registration number: 151170510056 of 2015-16

Roll Number: 11701015055

MCA,6th Semester

Date:

Declaration by Author(s)

This is to declare that this report has been written by me. No part of the report is plagiarized from other sources. All information included from other sources have been duly acknowledged. I state that if any part of the report is found to be plagiarized, I shall take full responsibility for it.


TEAM MEMBER

Trisa Layek

Signature of Student

RCC INSTITUTE OF INFORMATION TECHNOLOGY

KOLKATA-700015,INDIA



CERTIFICATE

This is to certify that the project titled **Virtua Class Room Management System** submitted by **Trisa Layek**(Roll number 11701015055 of MCA Department) has been prepared under my/our supervision for the partial fulfillment of the requirements for MCA degree in Maulana Abul Kalam Azad University of Technology. The report is hereby forwarded.

Ranjan Jana
Dept. of MCA,RCCIIT

(Internal Supervisor)

Countersigned by

.....
Name of Head-**Arup Kumar Bhattacharjee**
Department of Computer Application
RCC Institute of Information Technology, Kolkata – 700 015, India
RCC INSTITUTE OF INFORMATION TECHNOLOGY

KOLKATA-700015,INDIA



CERTIFICATE OF ACCEPTANCE

This is to certify that the project titled **Virtual Class Room Management System** submitted by **Trisa Layek**(Roll number 11701015055 of MCA Department) is hereby recommended to be accepted for the partial fulfillment of the requirements for MCA degree in Maulana Abul Kalam Azad University of Technology

Name of the Examiner(s): Signature with Date

Date: _____

Virtual Class

CONTENTS

- 1. Introduction**
- 2. System Analysis**
- 3. Feasibility Report**
- 4. Software Requirement Specifications**
- 5. System Design**
- 6. coding**
- 7. Output Screens**
- 8. System Testing**
- 9. Conclusion and Future scope**
- 10. Bibliography**

1. INTRODUCTION

Virtual classroom allows instructors to deliver web-based training to geographically dispersed students, employees . Virtual classroom can be used to hold live classroom lesson. Each subject includes a synchronous chat room for students . Besides being user friendly, good virtual classroom have built in collaboration tools that engage the students in active learning. For example, the virtual classroom has subject wise videos ,and students who are not comfortable in asking question infront of teachers they can easily ask their questions.

The Staff and the Student have to register in the website to use this website. The staff logs in and posts his lecture. The student logs in and views all the classes. If he has any doubt/query, he can post it and the staff give answers of those queries. The student can give examination to their Institute , can check their results in this site. The student can chat with staff for clarifying his doubts online .

2.SYSTEM ANALYSIS

The main intension of this project is to get good insight on existing education portal, which has a great future scope. Hence also, to see what else can be enhance in this domain in the mere future. Virtual classroom can be used to hold the classes by watching videos. There is no need

for the presence of both instructor and student at same time. More than one student can clear their doubts by messaging their teacher. Virtual classroom allows instructors to deliver web based training to geographically dispersed student. employees, business partners and customers can also use if they needed. Each subject includes a synchronous chat room for students . Besides being user friendly, good virtual class room have built in collaboration tools that engage the students in active learning.

ANALYSIS MODEL

The model that is basically being followed is the WATER FALL MODEL, which states that the phases are organized in a linear order. First of all the feasibility study is done. Once that part is over the requirement analysis and project planning begins. If system exists one and modification and addition of new module is needed, analysis of present system can be used as basic model.

The design starts after the requirement analysis is complete and the coding begins after the design is complete. Once the programming is completed, the testing is done. In this model the sequence of activities performed in a software development project are: -

1. Requirement Analysis
2. Project Planning
3. System Design
4. Coding
5. Unit testing
6. System integration & testing

HARDWARE & SOFTWARE REQUIRMENT

Hardware Requirements

Processor : Dual Core or above

Ram : 1GB (or) Higher
Hard disk : 20GB

Software Requirements

Technology : Java SE<-, JDBC | Java EE<-Servlet,JSP
Web Server : Tomcat 7.0
Client Side Technologies: HTML, CSS, JavaScript
Server Side Technologies: Servlets, JSP
Data Base Server : MySQL
Operating System : Microsoft Windows, Linux or Mac any version

Existing System

The first step of preliminary study in the system analysis process involves the identification of needs for computerization. The motivation behind this project is to overcome all the defects in the existing system.

Some of the difficulties are:

1. Existence of both students and instructor is must.
2. More burden on the instructor in the case of examination.
3. Voice may not be clearly available to all students.
4. Some of the students may not clearly express the doubts in front of the instructor.

Proposed System

Virtual classroom allows instructors to deliver web based training to geographically dispersed employees, business partners and customers. Virtual class room can be used to hold live class room discussion. Each subject includes a synchronous chat room for student and group discussion. Besides being user friendly, good virtual class room have built in collaboration tools that engage the students in active learning

Some of the features of the proposed system are:

1. There is no need to presence of both instructor and student at same time
2. More than one student can clear their doubts at a time.
3. Electronic white board is provided for writing text and drawing pictures.

INPUT DESIGN & OUTPUT DESIGN

Input design: considering the requirements, procedures to collect the necessary input data in most efficiently designed. The input design has been done keeping in view that, the interaction of the user with the system being the most effective and simplified way.

Also the measures are taken for the following

1. Controlling the amount of input
2. Avoid unauthorized access to the classroom.
3. Eliminating extra steps
4. Keeping the process simple
5. At this stage the input forms and screens are designed.

Output design: All the screens of the system are designed with a view to provide the user with easy operations in simpler and efficient way, minimum key strokes possible. Instructions and important information is emphasized on the screen. Almost every screen is provided with no error and important messages and option selection facilitates. Emphasis is given for speedy processing and speedy transaction between the screens. Each screen assigned to make it as much user friendly as possible by using interactive procedures. So to say user can operate the system without much help from the operating manual.

Main Modules:-

1. Security and Accounts
1. Registration
2. Login
3. Logout

4. Classroom module
1. Post a new class(upload a video or text)
2. View class (video or text)
3. Doubts and their answers
1. Post a doubt
2. View and answer doubts

1. FEASIBILITY REPORT

The next step in analysis is to verify the feasibility of the proposed system. “All projects are feasible given unlimited resources and infinite time“. But in reality both resources and time are scarce. Project should confirm to time bounce and should be optimal in there consumption of resources. These places a constant are approval of any project.

Feasibility has applied to **Virtual Class** pertains to the following areas:

1. Technical feasibility
2. Operational feasibility
3. Economical feasibilty

TECHNICAL FEASIBILITY:

To determine whether the proposed system is technically feasible, we should take into consideration the technical issues involved behind the system.

Virtual class system uses the web technologies, which is rampantly employed these days worldwide. The world without the web is incomprehensible today. That goes to proposed system is technically feasible.

OPERATIONAL FEASIBILITY:

To determine the operational feasibility of the system we should take into consideration the awareness level of the users. This system is operational feasible since the users are familiar with the technologies and hence there is no need to gear up the personnel to use system. Also the system is very friendly and to use.

ECONOMIC FEASIBILITY

To decide whether a project is economically feasible, we have to consider various factors as:

1. Cost benefit analysis
2. Long-term returns
3. Maintenance costs

The proposed Virtual Class System is computer based. It requires average computing capabilities and access to internet, which are very basic requirements and can be afforded by any organization hence it doesn't incur additional economic overheads, which renders the system economically feasible

4. **SOFTWARE REQUIREMENT SPECIFICATION.**

We use java, jsp and Servlets as Programming language for writing the code for the project. HTML,CSS and JavaScript for creating the web pages MYSQL server is used for creating the local and global database(server). Eclipse IDE for writing the programs. Operating System will be Windows XP.

COMMUNICATIN INTERFACE

The communication function required by this product is WEB connection

Languages which are used:

HTML: Html is a language which is used to create web pages with html marking up a page to indicate its format,telling the web browser where you want a new line to begin or how you want text or images aligned and more possible.

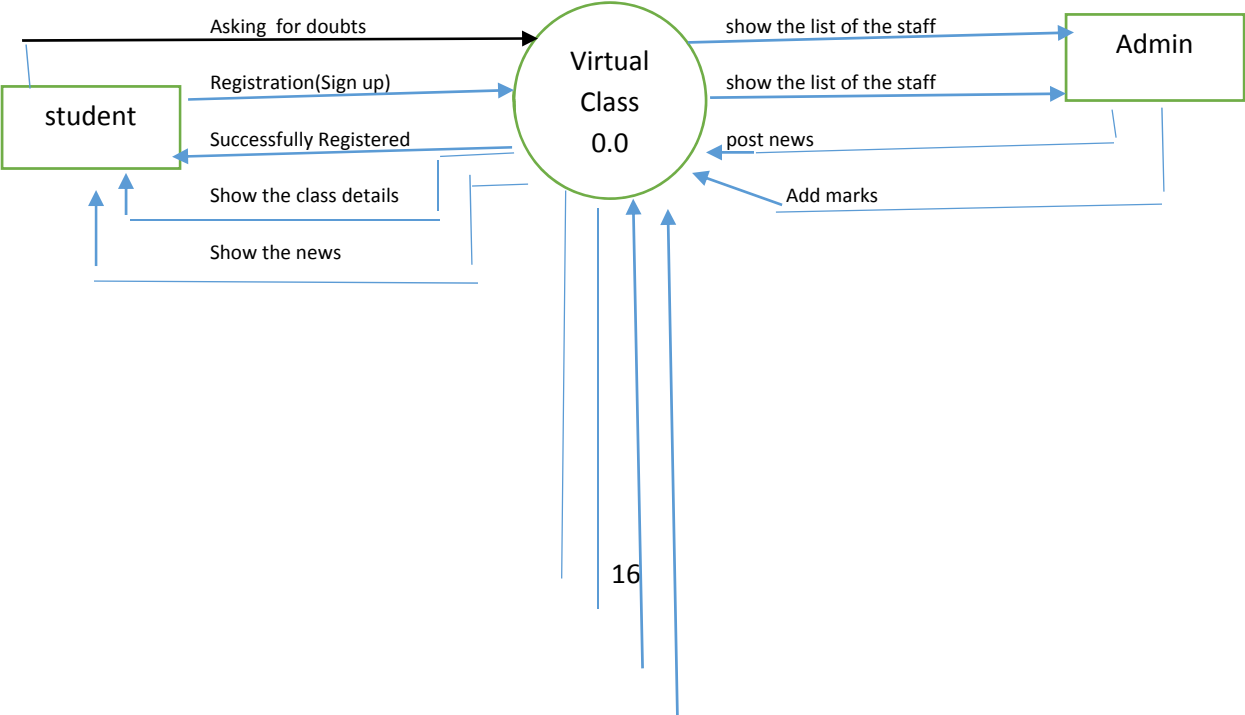
JAVA SCRIPT: Java Script originally supported by Netscape navigator is the most popular web scripting language today.It runs using web brower.


MySql: The jdbc api only define interface for objects used for performing various database related tasks like opening and closing connection, executing SQL commands,and retrieving the result.

JAVA SERVER PAGES(JSP): It enables you to mix regular,static HTML with dynamically generated content.you simply write the regular HTML in normal manner,using familiar web page building tools.

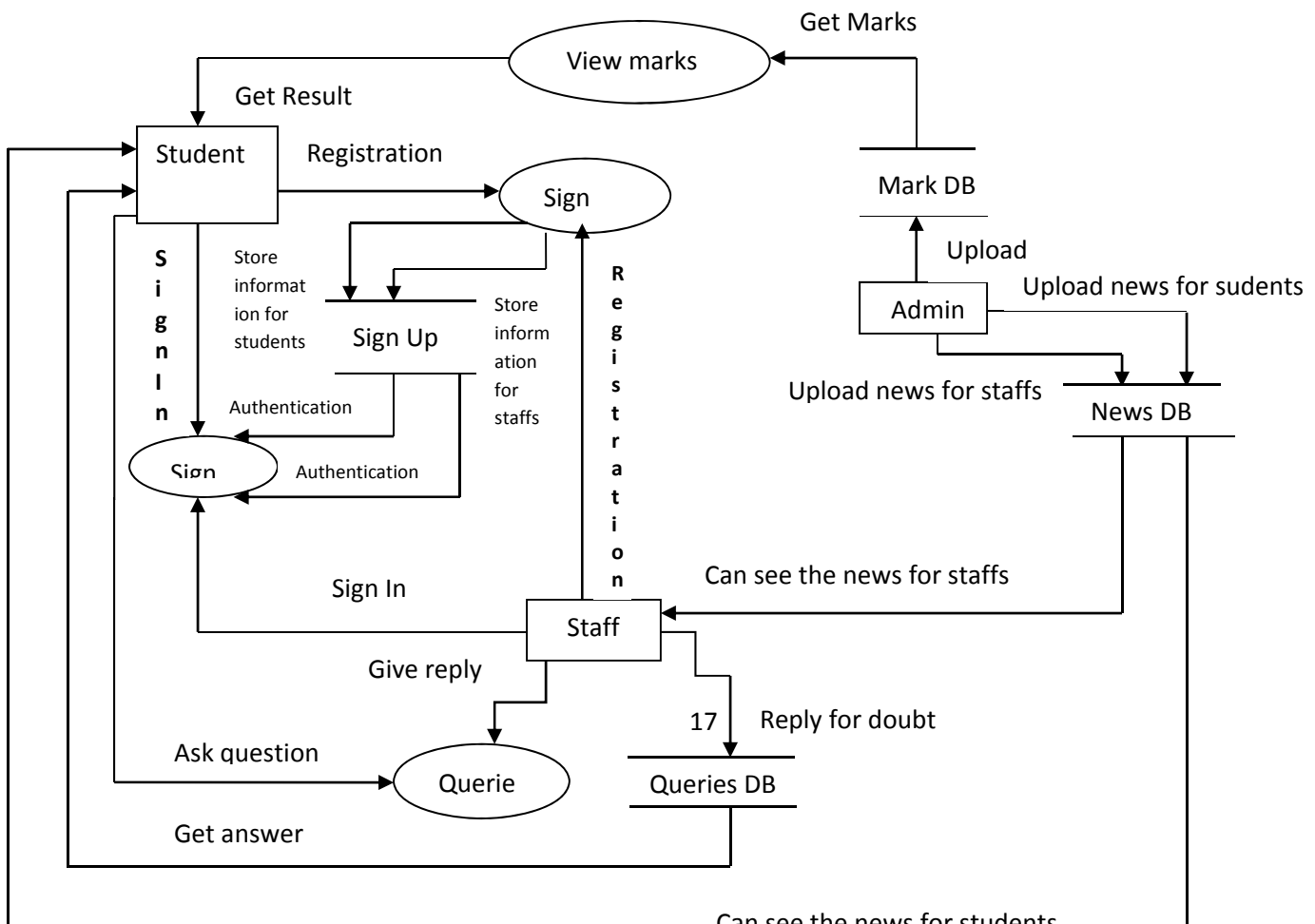
TOMCAT 7.0 SERVER: It is an open source web server developed by Apache SoftwareFoundation . It is servlet container , implementation for the java Servlet and jsp.

5.System Design

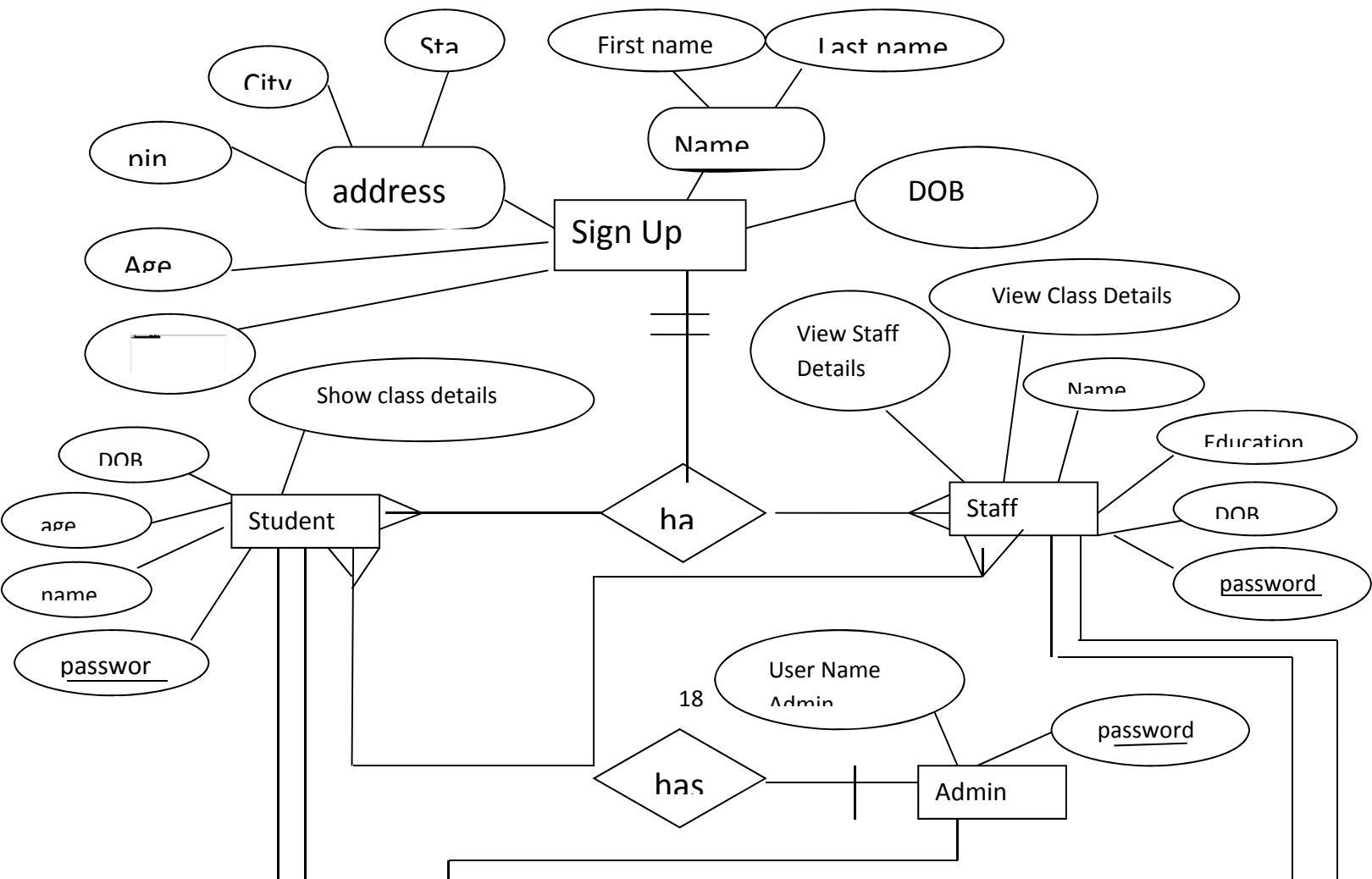




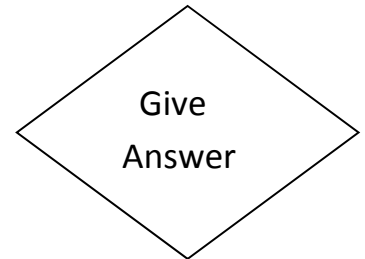
0 level DFD/ Context level DFD



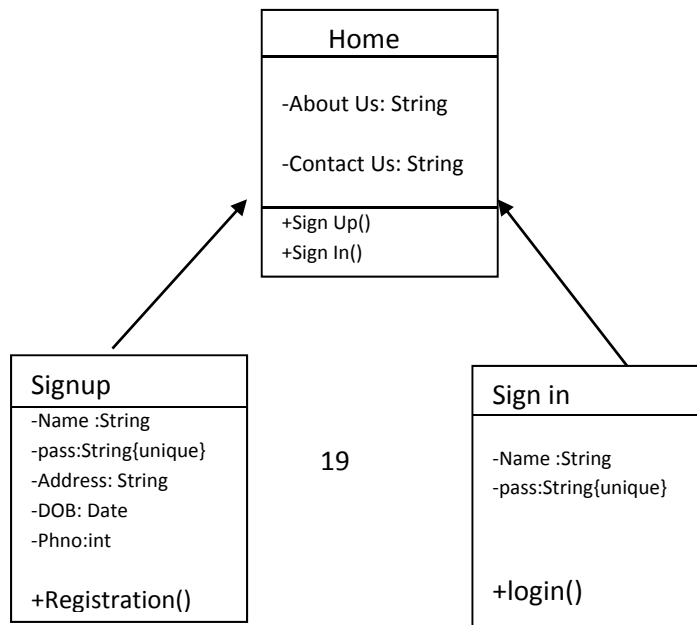
LEVEL 1 DFD

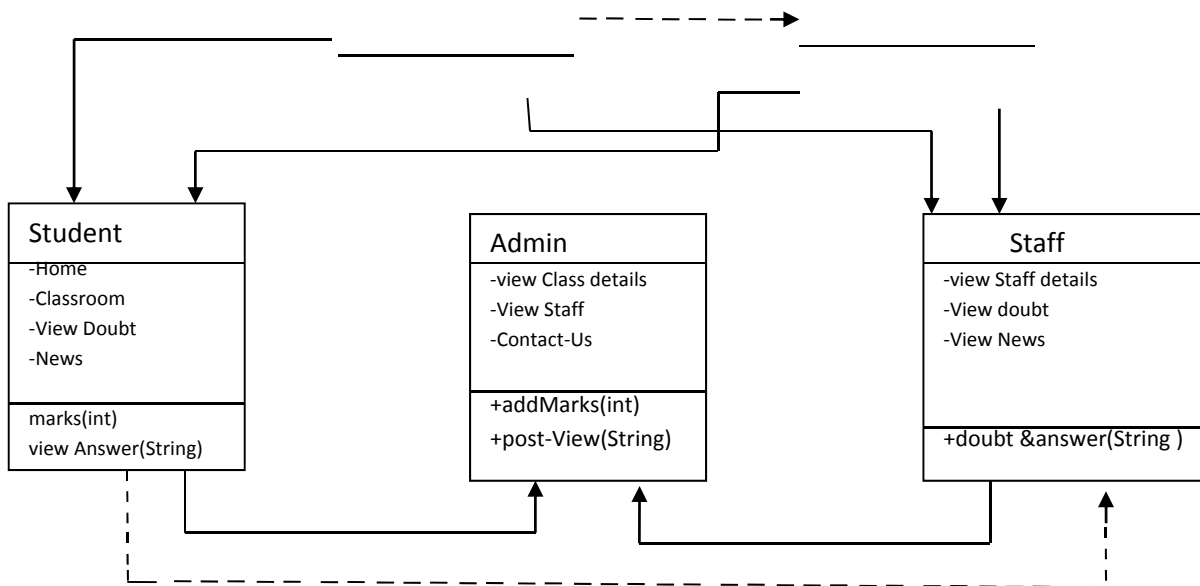


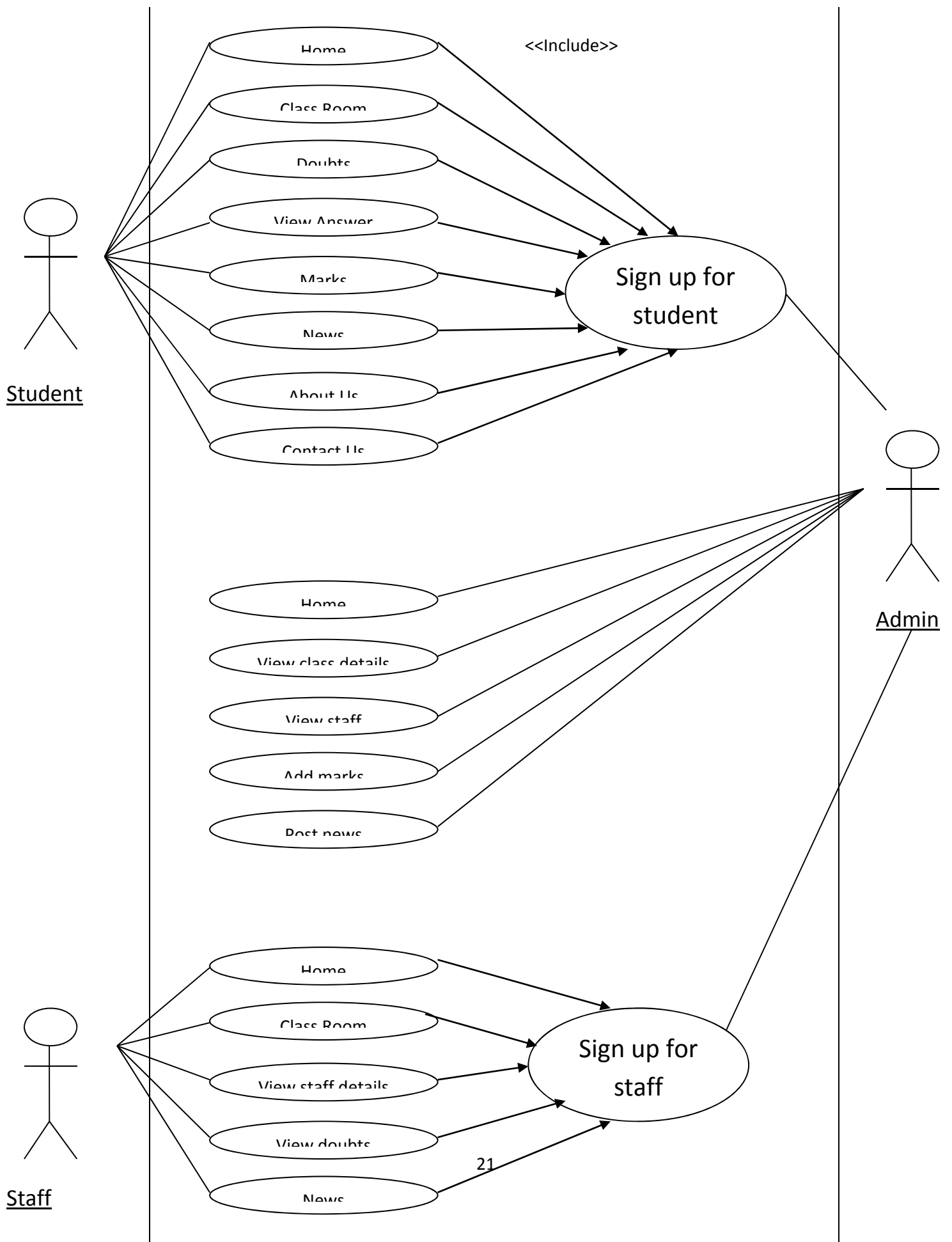
Staff



Class Diagram








Collaboration Diagram


Admin



Staff



Student

A large, empty rectangular box with a thin black border, intended for a student to provide their name or other identifying information.

6.coding :

ABOUT.HTML

```
<!DOCTYPE html>

<html lang="en">

<head>

<title>Virtual Class</title>

<meta charset="utf-8">

<link rel="stylesheet" href="css/reset.css" type="text/css" media="all">

<link rel="stylesheet" href="css/layout.css" type="text/css" media="all">

<link rel="stylesheet" href="css/style.css" type="text/css" media="all">

<script type="text/javascript" src="js/jquery-1.5.2.js"></script>

<script type="text/javascript" src="js/cufon-yui.js"></script>

<script type="text/javascript" src="js/cufon-replace.js"></script>

<script type="text/javascript" src="js/Molengo_400.font.js"></script>

<script type="text/javascript" src="js/Expletus_Sans_400.font.js"></script>

<!--[if lt IE 9]>

<script type="text/javascript" src="js/html5.js"></script>

<style type="text/css">.bg, .box2{behavior:url("js/PIE.htc");}</style>

<![endif]-->

</head>

<body id="page1">

    <div class="body1">

        <div class="main">

            <!-- header -->

            <header>

                <div class="wrapper">

                    <nav>
```

```

        <ul id="menu">
            <li><a
href="index.html">Home</a></li>
            <li><a href="register.html">Sign
Up</a></li>
            <li><a href="login.html">Sign
In</a></li>
            <li><a href="about.html">About
Us</a></li>
            <li class="end"><a
href="contact.html">Contact Us</a></li>
        </ul>
    </nav>
    <ul id="icon">
        <li><a href="#"></a></li>
        <li><a href="#"></a></li>
        <li><a href="#"></a></li>
    </ul>
</div>
<pre> <h1> Welcome you All to this WEBSITE
    <h5> This is a website completely dedicated to online
education.<br>we will help you to attain victory in your career

</pre>

</header>
<!-- / header -->
</div>

```

```

</div>

<div class="body2">

  <div class="main">

    <!-- content -->

    <section id="content">

      <div class="wrapper">

        <div class="pad1 pad_top1">

          <article class="cols marg_right1">

            <figure>

              <a href="#"></a>

            </figure>

            <span class="font1">Our Mission
Statement</span>

          </article>

          <article class="cols marg_right1">

            <figure>

              <a href="#"></a>

            </figure>

            <span class="font1">Performance
Report</span>

          </article>

          <article class="cols">

            <figure>

              <a href="#"></a>

            </figure>

            <span class="font1">Prospective
Parents</span>

```

```

                </article>
            </div>
        </div>

        </section>
        <!-- content -->

    </div>
</div>
<script type="text/javascript">Cufon.now();</script>
</body>
</html>

```

ADDATTENDANCE.JSP

```

<%@ page language="java" contentType="text/html; charset=ISO-8859-1"
    pageEncoding="ISO-8859-1"%>
<%@include file="DBConnection.jsp"%>
<!DOCTYPE html PUBLIC "-//W3C//DTD HTML 4.01 Transitional//EN"
"http://www.w3.org/TR/html4/loose.dtd">
<html>
<head>
<meta http-equiv="Content-Type" content="text/html; charset=ISO-8859-1">
<title>Insert title here</title>
</head>
<body>
    <%
String month = request.getParameter("month");
String tdays = request.getParameter("tdays");
String uname = request.getParameter("uname");

```

```

String pdays = request.getParameter("pdays");

ps = con.prepareStatement("insert into attendance values(?,?,?,?)");

ps.setString(1, uname);

ps.setString(2, month);

ps.setString(3, tdays);

ps.setString(4, pdays);

int i = ps.executeUpdate();

if(i>0)
{
response.sendRedirect("adminhome.jsp");
}

%>

</body>

</html>

```

ADMIN_ADOUT.JSP

```

<!DOCTYPE html>

<html lang="en">

<head>

<title>Virtual Class</title>

<meta charset="utf-8">

<link rel="stylesheet" href="css/reset.css" type="text/css" media="all">

<link rel="stylesheet" href="css/layout.css" type="text/css" media="all">

<link rel="stylesheet" href="css/style.css" type="text/css" media="all">

<script type="text/javascript" src="js/jquery-1.5.2.js"></script>

<script type="text/javascript" src="js/cufon-yui.js"></script>

<script type="text/javascript" src="js/cufon-replace.js"></script>

<script type="text/javascript" src="js/Molengo_400.font.js"></script>

```

```

<script type="text/javascript" src="js/Expletus_Sans_400.font.js"></script>
<!--[if lt IE 9]>
<script type="text/javascript" src="js/html5.js"></script>
<style type="text/css">.bg, .box2{behavior:url("js/PIE.htc");}</style>
<![endif]-->
</head>
<body id="page1">
    <div class="body1">
        <div class="main">
            <!-- header -->
            <header>
                <div class="wrapper">
                    <nav>
                        <ul id="menu">
                            <li><a
href="adminhome.jsp">Home</a></li>
                            <li><a
href="viewclsdetails.jsp">View Class Details</a></li>
                            <li><a href="viewstaff.jsp">View
Staff</a></li>
                            <!-- <li><a
href="attendance.jsp">Attendance</a></li> -->
                            <li><a href="addmarks.jsp">Add
Marks</a></li>
                            <li><a href="sendnews.jsp">Post
News</a></li>
                            <li><a href="admin_about.jsp">About
Us</a></li>
                            <li><a
href="admin_contact.jsp">Contact Us</a></li>

```

```

                                <li class="end"><a
href="logout.jsp">Sign Out</a></li>
                                </ul>
                                </nav>
                                <ul id="icon">
                                    <li><a href="#"></a></li>
                                    <li><a href="#"></a></li>
                                    <li><a href="#"></a></li>
                                </ul>
                                </div>
                                <pre> <h1> Welcome you All to this WEBSITE
                                <h5> This is a website completely dedicated to online
                                education.<br>we will help you to attain victory in your career
                                </pre>
                                </header>
                                <!-- / header -->
                                </div>
                                </div>
                                <div class="body2">
                                    <div class="main">
                                        <!-- content -->
                                        <section id="content">
                                            <div class="wrapper">
                                                <div class="pad1 pad_top1">
                                                    <article class="cols marg_right1">

```

```

        <figure>
            <a href="#"></a>
        </figure>
        <span class="font1">Our Mission
Statement</span>
    </article>
    <article class="cols marg_right1">
        <figure>
            <a href="#"></a>
        </figure>
        <span class="font1">Performance
Report</span>
    </article>
    <article class="cols">
        <figure>
            <a href="#"></a>
        </figure>
        <span class="font1">Prospective
Parents</span>
    </article>
</div>
</div>
</section>
<!-- content -->
</div>

```



```
    </div>

    <script type="text/javascript">Cufon.now();</script>

</body>

</html>
```

ADMIN_CONTACT.JSP

```
<!DOCTYPE html>

<html lang="en">

<head>

<title>Virtual Class</title>

<meta charset="utf-8">

<link rel="stylesheet" href="css/reset.css" type="text/css" media="all">

<link rel="stylesheet" href="css/layout.css" type="text/css" media="all">

<link rel="stylesheet" href="css/style.css" type="text/css" media="all">

<script type="text/javascript" src="js/jquery-1.5.2.js"></script>

<script type="text/javascript" src="js/cufon-yui.js"></script>

<script type="text/javascript" src="js/cufon-replace.js"></script>

<script type="text/javascript" src="js/Molengo_400.font.js"></script>

<script type="text/javascript" src="js/Expletus_Sans_400.font.js"></script>

<!--[if lt IE 9]>

<script type="text/javascript" src="js/html5.js"></script>

<style type="text/css">.bg, .box2{behavior:url("js/PIE.htc");}</style>

<![endif]-->

</head>

<body id="page1">

    <div class="body1">

        <div class="main">

            <!-- header -->

            <header>
```

```

        <div class="wrapper">
            <nav>
                <ul id="menu">
                    <li><a
href="adminhome.jsp">Home</a></li>
                    <li><a
href="viewclsdetails.jsp">View Class Details</a></li>
                    <li><a href="viewstaff.jsp">View
Staff</a></li>
                    <!-- <li><a
href="attendance.jsp">Attendance</a></li> -->
                    <li><a href="addmarks.jsp">Add
Marks</a></li>
                    <li><a href="sendnews.jsp">Post
News</a></li>
                    <li><a href="admin_about.jsp">About
Us</a></li>
                    <li><a
href="admin_contact.jsp">Contact Us</a></li>
                    <li class="end"><a
href="logout.jsp">Sign Out</a></li>
                </ul>
            </nav>
            <ul id="icon">
                <li><a href="#"></a></li>
                <li><a href="#"></a></li>
                <li><a href="#"></a></li>
            </ul>
        </div>
        <!-- footer -->

```

```

<footer>
  <div class="wrapper">
    <div class="pad1">
      <div class="pad_left1">
        <div class="wrapper">
          <article class="col_1">
            <h3>Address:</h3>
            <p
class="col_address">
              <strong>Country:<br> City:<br> Address:<br>
              Email:
              </strong>
            </p>
            <p>
              <u>Hyderabad<br> Tarnaka<br> <a
              href="#">coign@mail.com</a>
              India<br>
            </p>
          </article>
        </div>
      </div>
    </div>
  </div>
  <div class="wrapper">
    <article class="call">
      <span
class="call1">Call Us Now: </span><span class="call2">1-800-567-8934</span>
    </article>
  </div>

```

```

        </div>
    </div>
</div>
</footer>
<!-- / footer -->

</header>
<!-- / header -->
</div>
</div>
<div class="body2">
    <div class="main">
        <!-- content -->
        <section id="content">
            <div class="wrapper">
                <div class="pad1 pad_top1">
                    <article class="cols marg_right1">
                        <figure>
                            <a href="#"></a>
                        </figure>
                        <span class="font1">Our Mission
Statement</span>
                    </article>
                    <article class="cols marg_right1">
                        <figure>
                            <a href="#"></a>
                        </figure>

```

```

Report</span>
                                <span class="font1">Performance
                                </article>
                                <article class="cols">
                                    <figure>
                                        <a href="#"></a>
                                    </figure>
                                <span class="font1">Prospective
Parents</span>
                                </article>
                                </div>
                                </div>
                                </div>
                                </section>
                                <!-- content -->
                                </div>
                                </div>
                                <script type="text/javascript">Cufon.now();</script>
</body>
</html>
ADMINHOME.JSP
<!DOCTYPE html>
<html lang="en">
<head>
<title>Virtual Class</title>
<meta charset="utf-8">
<link rel="stylesheet" href="css/reset.css" type="text/css" media="all">

```

```

<link rel="stylesheet" href="css/layout.css" type="text/css" media="all">
<link rel="stylesheet" href="css/style.css" type="text/css" media="all">
<script type="text/javascript" src="js/jquery-1.5.2.js"></script>
<script type="text/javascript" src="js/cufon-yui.js"></script>
<script type="text/javascript" src="js/cufon-replace.js"></script>
<script type="text/javascript" src="js/Molengo_400.font.js"></script>
<script type="text/javascript" src="js/Expletus_Sans_400.font.js"></script>
<!--[if lt IE 9]>
<script type="text/javascript" src="js/html5.js"></script>
<style type="text/css">.bg, .box2{behavior:url("js/PIE.htc");}</style>
<![endif]-->
</head>
<body id="page1">
    <div class="body1">
        <div class="main">
            <!-- header -->
            <header>
                <div class="wrapper">
                    <nav>
                        <ul id="menu">
                            <li><a href="#">Home</a></li>
                            <li><a
href="viewclsdetails.jsp">View Class Details</a></li>
                            <li><a href="viewstaff.jsp">View
Staff</a></li>
                            <!-- <li><a
href="attendance.jsp">Attendance</a></li> -->
                            <li><a href="addmarks.jsp">Add
Marks</a></li>

```

```

News</a></li>
                                <li><a href="sendnews.jsp">Post
Us</a></li>
                                <li><a href="admin_about.jsp">About
                                <li><a
href="admin_contact.jsp">Contact Us</a></li>
                                <li class="end"><a
href="logout.jsp">Sign Out</a></li>
                                </ul>
                                </nav>
                                <ul id="icon">
                                <li><a href="#"></a></li>
                                <li><a href="#"></a></li>
                                <li><a href="#"></a></li>
                                </ul>
                                </div>
                                <h3>Admin Home Page</h3>
                                <%
String name = (String)session.getAttribute("user");
session.setAttribute("user",name);
%>
                                <br /> Welcome to
                                <%=name %>

                                </header>
                                <!-- / header -->
                                m d
                                </div>

```

```

</div>

<div class="body2">

  <div class="main">

    <!-- content -->

    <section id="content">

      <div class="wrapper">

        <div class="pad1 pad_top1">

          <article class="cols marg_right1">

            <figure>

              <a href="#"></a>

            </figure>

            <span class="font1">Our Mission
Statement</span>

          </article>

          <article class="cols marg_right1">

            <figure>

              <a href="#"></a>

            </figure>

            <span class="font1">Performance
Report</span>

          </article>

          <article class="cols">

            <figure>

              <a href="#"></a>

            </figure>

            <span class="font1">Prospective
Parents</span>

```



```

        </article>
    </div>
</div>

</section>
<!-- content -->

</div>
</div>
<script type="text/javascript">Cufon.now();</script>
</body>
</html>

```

ASKDOUBTS.JSP

```

<!DOCTYPE html>
<%@include file="DBConnection.jsp"%>
<html lang="en">
<head>
<title>Virtual Class</title>
<meta charset="utf-8">
<link rel="stylesheet" href="css/reset.css" type="text/css" media="all">
<link rel="stylesheet" href="css/layout.css" type="text/css" media="all">
<link rel="stylesheet" href="css/style.css" type="text/css" media="all">
<script type="text/javascript" src="js/jquery-1.5.2.js"></script>
<script type="text/javascript" src="js/cufon-yui.js"></script>
<script type="text/javascript" src="js/cufon-replace.js"></script>
<script type="text/javascript" src="js/Molengo_400.font.js"></script>
<script type="text/javascript" src="js/Expletus_Sans_400.font.js"></script>
<!--[if lt IE 9]>

```

```

<script type="text/javascript" src="js/html5.js"></script>
<style type="text/css">.bg, .box2{behavior:url("js/PIE.htc");}</style>
<![endif]-->
</head>
<body id="page1">
    <div class="body1">
        <div class="main">
            <!-- header -->
            <header>
                <div class="wrapper">
                    <nav>
                        <ul id="menu">
                            <li><a
href="studenthome.jsp">Home</a></li>
                            <li><a href="class_date1.jsp">Class
Room</a></li>
                            <!-- <li><a
href="newchat.jsp">Chat Room</a></li> -->
                            <!-- <li><a
href="login.html">Examination</a></li>
                            <li><a href="login.html">Attendance </a></li>-->
                            <li><a
href="askdoubts.jsp">Doubts</a></li>
                            <li><a href="viewans.jsp">View
Answers</a></li>
                            <li><a
href="stu_viewmarks.jsp">Marks</a></li>
                            <li><a
href="stu_viewnews.jsp">News</a></li>
                            <li><a href="stu_about.jsp">About
Us</a></li>

```

```

        <li><a
href="stu_contact.jsp">Contact Us</a></li>
        <li class="end"><a
href="logout.jsp">Signout</a></li>
    </ul>
</nav>
<ul id="icon">
    <li><a href="#"></a></li>
    <li><a href="#"></a></li>
    <li><a href="#"></a></li>
</ul>
</div>
<h4>Class Details</h4>
<table border="2">
    <tr>
        <td><b>Subject</b></td>
        <td><b>Topic Name</b></td>
        <td><b>Faculty Name</b></td>
    </tr>
<%
String name = (String)session.getAttribute("user");
session.setAttribute("uname",name);
ps = con.prepareStatement("select * from classlesson");
rs = ps.executeQuery();
while(rs.next())
{
    String sub = rs.getString(4);

```

```

String lesson = rs.getString(1);
String faculty = rs.getString(6);
%>

        <tr>
            <td><%=sub %></td>
            <td><%=lesson %></td>
            <td><%=faculty%></td>
        </tr>
    <%
}
%>

</table>
<br>
<h4>Ask Doubts</h4>
<form action="storedoubt.jsp">
    <table>
        <tr>
            <td>Subject Name</td>
            <td><input type="text"
name="subject"></td>
        </tr>
        <tr>
            <td>Topic Name</td>
            <td><input type="text"
name="topic"></td>
        </tr>
        <tr>
            <td>Faculty Name</td>

```

```

name="faculty"></td>
                                <td><input type="text"
                                </tr>
                                <tr>
                                <td>Questions</td>
                                <td><textarea rows="8" cols="25"
name="doubts"></textarea></td>
                                </tr>
                                <tr>
                                <td align="right"><input
type="submit" value="Submit">
                                </td>
                                <td align="left"><input
type="reset" value="Clear">
                                </td>
                                </tr>
                                </table>
                                </form>
                                </header>
                                <!-- / header -->
                                </div>
                                </div>
                                <div class="body2">
                                <div class="main">
                                <!-- content -->
                                <section id="content">
                                <div class="wrapper">
                                <div class="pad1 pad_top1">
                                <article class="cols marg_right1">

```

```

        <figure>
            <a href="#"></a>
        </figure>
        <span class="font1">Our Mission
Statement</span>
    </article>
    <article class="cols marg_right1">
        <figure>
            <a href="#"></a>
        </figure>
        <span class="font1">Performance
Report</span>
    </article>
    <article class="cols">
        <figure>
            <a href="#"></a>
        </figure>
        <span class="font1">Prospective
Parents</span>
    </article>
</div>
</div>
</section>
<!-- content -->
</div>

```

```
    </div>

    <script type="text/javascript">Cufon.now();</script>

</body>

</html>
```

CONTACT.HTML<!DOCTYPE html>

```
<html lang="en">

<head>

<title>Virtual Class</title>

<meta charset="utf-8">

<link rel="stylesheet" href="css/reset.css" type="text/css" media="all">
<link rel="stylesheet" href="css/layout.css" type="text/css" media="all">
<link rel="stylesheet" href="css/style.css" type="text/css" media="all">

<script type="text/javascript" src="js/jquery-1.5.2.js"></script>

<script type="text/javascript" src="js/cufon-yui.js"></script>

<script type="text/javascript" src="js/cufon-replace.js"></script>

<script type="text/javascript" src="js/Molengo_400.font.js"></script>

<script type="text/javascript" src="js/Expletus_Sans_400.font.js"></script>

<!--[if lt IE 9]>

<script type="text/javascript" src="js/html5.js"></script>

<style type="text/css">.bg, .box2{behavior:url("js/PIE.htc");}</style>

<![endif]-->

</head>

<body id="page1">

    <div class="body1">

        <div class="main">

            <!-- header -->

            <header>
```

```

        <div class="wrapper">
            <nav>
                <ul id="menu">
                    <li><a
href="index.html">Home</a></li>
                    <li><a href="register.html">Sign
Up</a></li>
                    <li><a href="login.html">Sign
In</a></li>
                    <li><a href="about.html">About
Us</a></li>
                    <li class="end"><a
href="contact.html">Contact Us</a></li>
                </ul>
            </nav>
            <ul id="icon">
                <li><a href="#"></a></li>
                <li><a href="#"></a></li>
                <li><a href="#"></a></li>
            </ul>
        </div>
        <!-- footer -->
        <u><footer>
            <div class="wrapper">
                <div class="pad1">
                    <div class="pad_left1">
                        <div class="wrapper">
                            <article class="col_1">

```



```

        </header>

        <!-- / header -->

    </div>

</div>

<div class="body2">

    <div class="main">

        <!-- content -->

        <section id="content">

            <div class="wrapper">

                <div class="pad1 pad_top1">

                    <article class="cols marg_right1">

                        <figure>

                            <a href="#"></a>

                        </figure>

                        <span class="font1">Our Mission
Statement</span>

                    </article>

                    <article class="cols marg_right1">

                        <figure>

                            <a href="#"></a>

                        </figure>

                        <span class="font1">Performance
Report</span>

                    </article>

                    <article class="cols">

                        <figure>

                            <a href="#"></a>

```

```

        </figure>
        <span class="font1">Prospective
Parents</span>

        </article>
    </div>
</div>

</section>
<!-- content -->

</div>
</div>
<script type="text/javascript">Cufon.now();</script>
</body>
</html>

```

DBConnection.jsp

```

<%@page import="java.sql.*"%>
<%@ page language="java" contentType="text/html; charset=ISO-8859-1"
    pageEncoding="ISO-8859-1"%>
<!DOCTYPE html PUBLIC "-//W3C//DTD HTML 4.01 Transitional//EN"
"http://www.w3.org/TR/html4/loose.dtd">
<html>
<head>
<meta http-equiv="Content-Type" content="text/html; charset=ISO-8859-1">
<title>Insert title here</title>
</head>
<body>
    <%

```

```

Class.forName("com.mysql.jdbc.Driver");

Connection con =
DriverManager.getConnection("jdbc:mysql://localhost:3306/virtualclass","root"
,"");

PreparedStatement ps = null;

ResultSet rs = null;

%>

</body>

</html>

```

INDEX.HTML

```

<!DOCTYPE html>

<html lang="en">

<head>

<title>Virtual Class</title>

<meta charset="utf-8">

<link rel="stylesheet" href="css/reset.css" type="text/css" media="all">

<link rel="stylesheet" href="css/layout.css" type="text/css" media="all">

<link rel="stylesheet" href="css/style.css" type="text/css" media="all">

<script type="text/javascript" src="js/jquery-1.5.2.js"></script>

<script type="text/javascript" src="js/cufon-yui.js"></script>

<script type="text/javascript" src="js/cufon-replace.js"></script>

<script type="text/javascript" src="js/Molengo_400.font.js"></script>

<script type="text/javascript" src="js/Expletus_Sans_400.font.js"></script>

<!--[if lt IE 9]>

<script type="text/javascript" src="js/html5.js"></script>

<style type="text/css">.bg, .box2{behavior:url("js/PIE.htc");}</style>

<![endif]-->

</head>

```

```

<body id="page1">
  <div class="body1">
    <div class="main">
      <!-- header -->
      <header>
        <div class="wrapper">
          <nav>
            <ul id="menu">
              <li><a href="#">Home</a></li>
              <li><a href="register.html">Sign
Up</a></li>
              <li><a href="login.html">Sign
In</a></li>
              <li><a href="about.html">About
Us</a></li>
              <li class="end"><a
href="contact.html">Contact Us</a></li>
            </ul>
          </nav>
          <ul id="icon">
            <li><a href="#"></a></li>
            <li><a href="#"></a></li>
            <li><a href="#"></a></li>
          </ul>
        </div>
        <div class="wrapper">
          <h1>

```

```

Class</a>
                                <a href="index.html" id="logo">Virtual

                                </h1>
                                </div>
                                <div id="slogan">
                                We Will Open The World<span>of knowledge for
you!</span>
                                </div>
                                <ul class="banners">
                                <li><a href="#"></a></li>
                                <li><a href="#"></a></li>
                                <li><a href="#"></a></li>
                                </ul>
                                </header>
                                <!-- / header -->
                                </div>
                                </div>
                                <div class="body2">
                                <div class="main">
                                <!-- content -->
                                <section id="content">
                                <div class="wrapper">
                                <div class="pad1 pad_top1">
                                <article class="cols marg_right1">
                                <figure>
                                <a href="#"></a>

```

```

        </figure>
        <span class="font1">Our Mission
Statement</span>

    </article>
    <article class="cols marg_right1">
        <figure>
            <a href="#"></a>
        </figure>
        <span class="font1">Performance
Report</span>

    </article>
    <article class="cols">
        <figure>
            <a href="#"></a>
        </figure>
        <span class="font1">Prospective
Parents</span>

    </article>
</div>
</div>
</div>

</section>
<!-- content -->
</div>
</div>
<script type="text/javascript">Cufon.now();</script>
</body>
</html>

```

LOGIN.HTML

```
<!DOCTYPE html>

<html lang="en">

<head>

<title>Virtual Class</title>

<meta charset="utf-8">

<link rel="stylesheet" href="css/reset.css" type="text/css" media="all">

<link rel="stylesheet" href="css/layout.css" type="text/css" media="all">

<link rel="stylesheet" href="css/style.css" type="text/css" media="all">

<script type="text/javascript" src="js/jquery-1.5.2.js"></script>

<script type="text/javascript" src="js/cufon-yui.js"></script>

<script type="text/javascript" src="js/cufon-replace.js"></script>

<script type="text/javascript" src="js/Molengo_400.font.js"></script>

<script type="text/javascript" src="js/Expletus_Sans_400.font.js"></script>

<!--[if lt IE 9]>

<script type="text/javascript" src="js/html5.js"></script>

<style type="text/css">.bg, .box2{behavior:url("js/PIE.htc");}</style>

<![endif]-->

</head>

<body id="page1">

    <div class="body1">

        <div class="main">

            <!-- header -->

            <header>

                <div class="wrapper">

                    <nav>

                        <ul id="menu">
```



```

href="index.html">Home</a></li>
Up</a></li>
In</a></li>
Us</a></li>
href="contact.html">Contact Us</a></li>
</ul>
</nav>
<ul id="icon">
<li><a href="#"></a></li>
<li><a href="#"></a></li>
<li><a href="#"></a></li>
</ul>
</div>
<form name="form" method="POST" action="login.jsp"
onsubmit="return verifyForm()">
<br />
<br />
<br /> <font face="verdana"
color="blue"><h3>Login
Page</h3></font><br>
<table align="center">
<tr>
<td><h4>User Type</h4></td>

```

```

value="admin">Admin</option>
value="Student">Student</option>
value="Staff">Staff</option>
</select></td>
</tr>
<tr>
<tr>
<td><h4>User Name</h4></td>
<td><input type="text" required
name="uname" size="20"
onblur="javascript:checkAvailability()">
<div id="reply"></div></td>
</tr>
<tr>
<td><h4>Password</h4></td>
<td><input type="password" required
name="password"
size="20"></td>
</tr>
<tr>
<td align="center"><input
type="submit" value="Submit"></td>
<td><input type="reset"
value="Clear"></td>
</tr>

```

```

        </table>
    </form>

</header>
<!-- / header -->
</div>
</div>
<div class="body2">
    <div class="main">
        <!-- content -->
        <section id="content">
            <div class="wrapper">
                <div class="pad1 pad_top1">
                    <article class="cols marg_right1">
                        <figure>
                            <a href="#"></a>
                        </figure>
                        <span class="font1">Our Mission
Statement</span>
                    </article>
                    <article class="cols marg_right1">
                        <figure>
                            <a href="#"></a>
                        </figure>
                        <span class="font1">Performance
Report</span>
                    </article>
                </div>
            </div>
        </section>
    </div>
</div>

```


```


        </article>
        <article class="cols">
            <figure>
                <a href="#"></a>
            </figure>
            <span class="font1">Prospective
Parents</span>
        </article>
    </div>
</div>
</section>
<!-- content -->
</div>
</div>
<script type="text/javascript">Cufon.now();</script>
</body>
</html>

```

7.Output Screens







Insert title here x + v

localhost:3000/ai/viewstaff.php

HOME | VIEW CLASS DETAILS | VIEW STAFF | ADD MARKS | POST NEWS | ABOUT US | CONTACT US | SIGN OUT


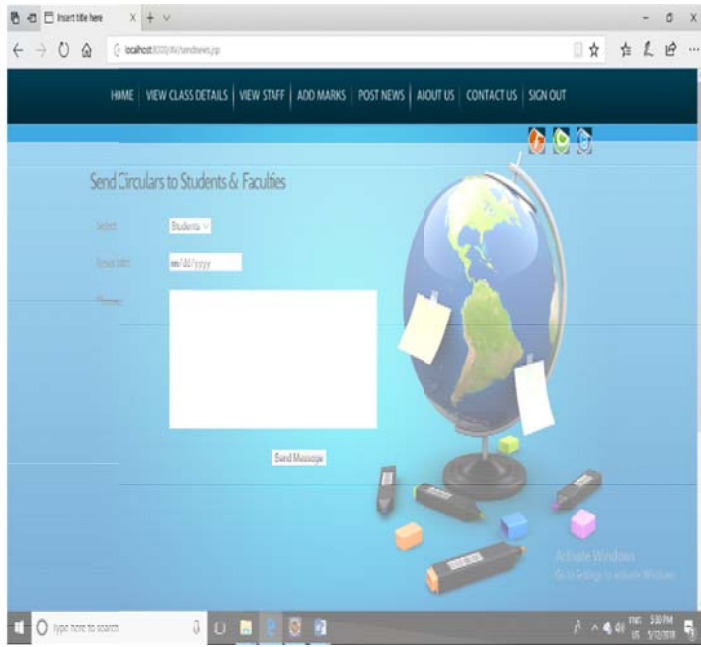
Staff Details

Name	Email ID	Phone No	Qualification	Address
anup sr	anupsr@gmail.com	123456	phd	kolkata
anishan a	anishan@gmail.com	123456	phd	kolkata
uttam a	uttam@gmail.com	123456	mca	barkura
ranjan a	ranjan@gmail.com	123456	m.tech	kolkata



Activate Windows
Go to settings to activate Windows.


Type here to search

ENG US 5:29 PM 5/12/2018



DATABASE SCREENS:







8.SYSTEM TESTING

The purpose of testing is to discover errors. Testing is the process of trying to discover every conceivable fault or weakness in a work product. It provides a way to check the functionality of components, assemblies and/or a finished product. It is the process of exercising software with the intent of ensuring that the Software system meets its requirements and user expectations and does not fail in an unacceptable manner. There are various types of test. Each test type addresses a specific testing requirement.

Unit testing

Unit testing involves the design of test cases that validate that the internal program logic is functioning properly, and that program inputs produce valid outputs. All decision branches and internal code flow should be validated. It is the testing of individual software units of the application. It is done after the completion of an individual unit before integration. This is a structural testing, that relies on knowledge of its construction and is invasive.

Integration testing

Integration tests are designed to test integrated software components to determine if they actually run as one program. Testing is event driven and is more concerned with the basic outcome of screens or fields. Integration tests demonstrate that although the components were individually

satisfaction, as shown by successfully unit testing, the combination of components is correct and consistent. Integration testing is specifically aimed at exposing the problems that arise from

Functional test

Functional tests provide systematic demonstrations that functions tested are available as specified by the business and technical requirements, system documentation, and user manuals.

Functional testing is centered on the following items:

Valid Input : identified classes of valid input must be accepted.

Invalid Input : identified classes of invalid input must be rejected.

Functions : identified functions must be exercised.

Output : identified classes of application outputs must be exercised.

Systems/Procedures: interfacing systems or procedures must be invoked

System Test

System testing ensures that the entire integrated software system meets requirements. It tests a configuration to ensure known and predictable results. An example of system testing is the configuration oriented system integration test. System testing is based on process descriptions and flows, emphasizing pre-driven process links and integration points.

White Box Testing

White Box Testing is a testing in which in which the software tester has knowledge of the inner workings, structure and language of the software, or at least its purpose. It is used to test areas that cannot be reached from a black box level.

Black Box Testing

Black Box Testing is testing the software without any knowledge of the inner workings, structure or language of the module being tested. Black box tests, as most other kinds of tests, must be written from a definitive source document, such as specification or requirements document, such as specification or requirements document. It is a testing in which the software under test is treated, as a black box .you cannot “see” into it. The test provides inputs and responds to outputs without considering how the software works.

Acceptance Testing

User Acceptance Testing is a critical phase of any project and requires significant participation by the end user. It also ensures that the system meets the functional requirements.

Test Results: All the test cases mentioned above passed successfully. No defects encountered.

9. CONCLUSION & FUTURE SCOPE

This application will give the flexibility to those students as well who do not have time to attend there college due to their busy schedule of job and some of the people is not able to join college due to their financial issues, so its best web application to get education in virtual platform, as we have seen so many other site who are providing online course but mostly they are providing course which may not in sequence and moreover not authorized from a particular college or university ,here we develop this application for a particular college where the person can get admission as a proper student and can get the certificate too which will be authorize same as college .

Facility for online examination can be added in future. Students can apply for special courses and online payment facilities Are also available for them. Group Discussion module will add for Students, so that Student can Discuss their doubts.Top scorer of that exam will be display of that web site they will be rewarded. Solution of this examination also be available, along with explanation. Student with 80 percentile in three consecutive exam will be given special discount. For further exam.

10. BIBLIOGRAPHY

I. Advanced Java Programming- Dietel and Dietel

II. Mastering JAVA 2 - John Zukowski

III. Java Server Programming - Apress

IV. Software Engineering - Roger S Pressman

V. Analysis & Design of Information Systems – Senn

vi. www.eci.gov.in

vii. www.google.com

viii. www.apeci.com

ix. www.askjeeves.com

